

fenix 532-S

Green Laser *Single*



LASER SOURCE SPECIFICATIONS

Laser type	Diode Pumped Thin Disk Laser
Wavelength	532nm
Laser output	3W (Software limited 1.5W for safety requirements)
Power stability (rms)	<3 %
Operation modes	CW, Pulsed
Duration	10ms to 3000ms
Interval – pulse time	10ms to 3000ms
Power increments	10mW
Aiming beam	640nm visible low power laser ($\leq 3\text{mW}$)
Aiming beam	%2-100
increment Laser	Air-TEC cooling system with silent fan
cooling	Special Fenix endolaser probe connection
Fiber connector	$\leq 10\mu$
Fiber eccentricity	$\geq 0,11$
Numerical aperture	100-240 Volt AC 50/60Hz T 2.0 A fused
Input power	278mm x 217mm x 106mm (wxhxd)
Dimensions	3.7 kg
Weight	Temperature: $-20^{\circ}\text{C}+70^{\circ}\text{C}$ Relative humidity: 0...90% no
Storage conditions	condensation Temperature: $+5^{\circ}\text{C}+40^{\circ}\text{C}$ Relative humidity: <90% no
Operation conditions	condensation
Laser Class	4



fenix 532-P

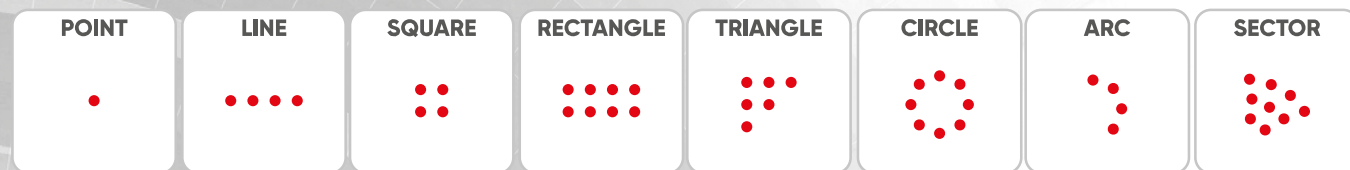
Green Laser *Pattern*



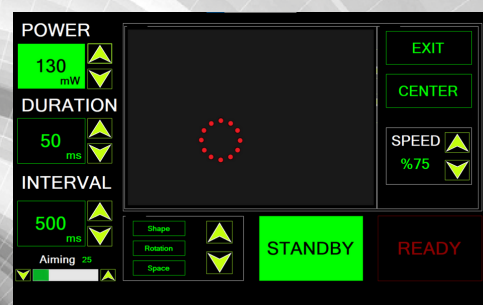
Phone : +90 312 386 10 30 Web: www.omesismedikal.com
 Mobile : +90 533 145 16 30 E-Mail: mail@omesismedikal.com
 Address : Ostim OSB Mh. 1151 Sk. No:40 - 06370 Ostim, Yenimahalle / ANKARA / TÜRKİYE



PATTERN SELECTION



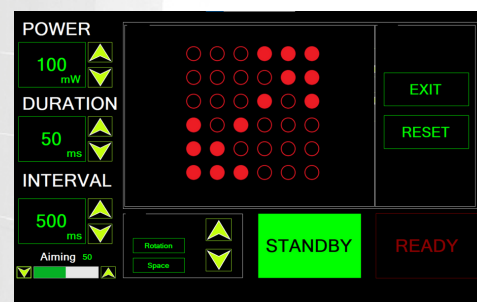
MICRO MANIPULATOR



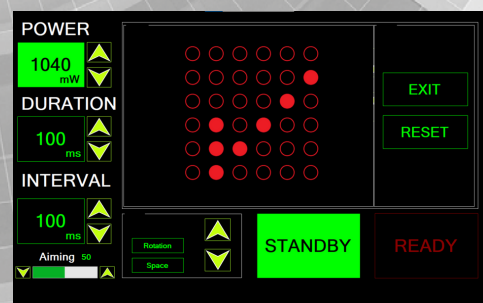
- Control your target via the wireless display in adjustable micro-steps, in both single and multi-pattern modes.
- Comfortable use without moving the slit-lamb and the patient.

CREATE PATTERN

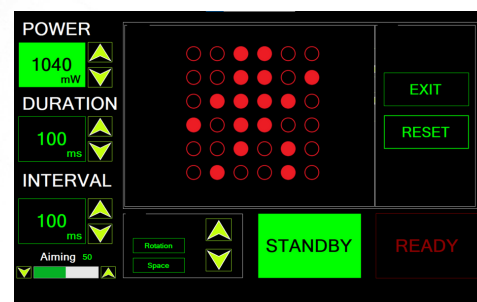
- Turn on Create Mode and create your own pattern, use it instantly.



- As with all other patterns, adjust the distance between spots.



- Set rotation as with all other patterns.



WIRELESS SCREEN

Easy and comfortable use

CONTINUOUS MODE

Interval time setting comfort and safe pattern

UNIMPULSE MODE

Parameter control freedom and comfort for user

MARKER MODE

Marks the last laser shoots for a safer treatment

SLIT LAMP DELIVERY UNIT SPECIFICATIONS

Slit projections	1.16X
Slit width (setting continuous)	0-14mm
Slit lenght (setting continuous)	1.8-13mm
Slit lenght (max)	14mm
Aper tures	14, 9, 5.5, 0.3 mm
Filters	Blue, Red, Green (Ref free)
Light diffuser	Light Diffuser
Background light	Only with digital vision HR
Slit rotation	±90° continuous, on the TABO system
Slit angle	0° horizontal
Rotation interval of the slit projection	±90°, angular scale, reference on 0°
Working distance	68mm
Voltage	15V DC 1A
Light source	White LED
Brightness	248000 LUX continuous adjustment
Microscope	5X
Microscope type	Galileian convergent with magnification change system
Microscope eyepiece convergence angle	6°
Microscope eyepiece	12,5X
Microscope eyepiece adjustment	±8 D.
Microscope magnifications	6X, 10X, 16X, 25X, 40X
Microscope corresponding real magnifications	5,6X, 8,5X, 14,8X, 25,6X 39,3X
Microscope field of view	41mm to 5,7mm
Microscope interpupillary distance	50mm to 80mm
Microscope barrier Filter	Yellow
Spot shapes	Many different size and angle scanning shapes: Single Spot, Line Scanning, Square Scanning, Quarter Circle Scanning, Rectangle Scanning, Full Circle Scanning, Triangle Scanning, Arc Scanning
Spot size options	00 μ, 150 μ, 200 μ, 300 μ, 400 μ, 500 μ
Spot spacing	x0.5, x1.0, x1.5, x2.0, x2.5, x3.0
Shoot counter	Total laser shoot counter
Dimensions (HxWxD)	440x313x335mm
Weight	7kg